

RESOLUTION NO. 2021-__33_____

A RESOLUTION AUTHORIZING THE PAYMENT OF AN INVOICE TO THE PUBLIC POWER ASSOCIATION OF NEW JERSEY FOR 2021 ANNUAL DUES AND ASSESSMENTS.

WHEREAS, the Public Power Association of New Jersey (PPANJ) has submitted to the Vineland Municipal Electric Utility an invoice in the amount of \$62,414.14, for the annual dues and assessments in support of the PPANJ 2021 Budget adopted and approved October 15, 2020; and

WHEREAS, as a member of PPANJ, the Vineland Municipal Electric Utility derives benefits at FERC, PJM and other regulatory agencies to insure market conditions are favorable for the public power of New Jersey; and

WHEREAS, the PPANJ administers the New York Power Authority Hydro Contract, from which members derive approximately \$1 Million of savings annually from that contract; and

WHEREAS, the payment of this invoice may be processed in accordance with N.J.S.A. 40A:11-5(2);

NOW, THEREFORE, BE IT RESOLVED by the Council of the City of Vineland:

1. THAT the payment of invoice to the Public Power Association of New Jersey for said annual dues and assessments, in the amount of \$62,414.14 is hereby authorized.


Adopted:

President of Council

ATTEST:

City Clerk

**MEMORANDUM****January 7, 2021**

TO: ROBERT E. DICKENSON, JR. 
BUSINESS ADMINISTRATOR

FROM: JOHN LILLIE
DIRECTOR OF MUNICIPAL UTILITIES

SUBJECT: PUBLIC POWER ASSOCIATION OF NEW JERSEY
ANNUAL DUES AND ASSESSMENTS



Attached is an Invoice for Dues and Assessments for 2021 in support of the Public Power Association of New Jersey (PPANJ) 2021 Budget adopted and approved October 15, 2020. The amount of \$62,414.14 exceeds the current bidding thresholds. Therefore, I am requesting a City Council Resolution approving dues and assessments for PPANJ and approval to pay this annual bill.

Thank you for your cooperation in this matter.

JL:djb

Attachment

Make Check Payable To:
PUBLIC POWER ASSOCIATION OF NEW JERSEY
 c/o Jim Lampmann, Treasurer
 Borough of Butler
 One Ace Road
 Butler, NJ 07405

Invoice # 010

John Lillie
 City of Vineland Electric Utility
 640 E. Wood Street
 Vineland, New Jersey 08360

Date: 01/04/21

Due Date: 2/15/2021

Dues and Assessments
 in support of the PPA NJ
 2021 budget adopted and
 approved October 15, 2020

\$62,414.14

Amount due for services as per statement attached.

CLAIMANT'S CERTIFICATION AND DECLARATION

I do solemnly declare and certify under the penalties of the law that the within bill is correct in all its particulars; that the articles have been furnished or services rendered as stated therein; that no bonus has been given or received by any person or persons with the knowledge of this claimant in connection with the above claim, that the amount therein stated is justly due and owing; and that the amount is a reasonable one.

Date: 01/04/21



Executive Director


Approved by:	
ACCOUNT OR APPROPRIATION CHARGED	


Bill Received and Checked.

(Date)

Signature

OFFICER'S OR EMPLOYERS CERTIFICATION
 Having knowledge of the facts in the course of regular procedures, I certify that the materials and supplies have been received or the services rendered; said certification is based on delivery slips acknowledged by a municipal official or employee or other reasonable procedures.


 Signature


 Title or Position

DUES AND ASSESSMENTS

Total: \$ 198,680.00

2021 Three Tier Assessment: 33 1/3% Equal + 33 1/3% NYPA + 33 1/3% kWh Sales

Adopted: 10/15/2020

	Equal %	33.33% \$66,226.67	NYPA %	33.33% \$66,226.67	kWh Sales	33.33% \$66,226.67	2021 Assessments	Percent of Total	2020 Assessments	Change	Percent Change
Butler	10%	\$6,622.67	15.2718%	\$10,114.00	11.7285%	\$7,767.37	\$24,504.04	12.333%	\$27,488.77	(\$2,984.74)	-11%
Lavallette	10%	\$6,622.67	3.4287%	\$2,270.71	1.4344%	\$949.96	\$9,843.34	4.954%	\$11,361.05	(\$1,517.70)	-13%
Madison	10%	\$6,622.67	9.0236%	\$5,976.03	9.9485%	\$6,588.54	\$19,187.23	9.657%	\$21,488.73	(\$2,301.50)	-11%
Milltown	10%	\$6,622.67	4.2240%	\$2,797.41	2.7010%	\$1,788.81	\$11,208.89	5.642%	\$12,671.81	(\$1,462.92)	-12%
Park Ridge	10%	\$6,622.67	5.1210%	\$3,391.47	4.4122%	\$2,922.06	\$12,936.20	6.511%	\$14,711.83	(\$1,775.63)	-12%
Pemberton	10%	\$6,622.67	1.0429%	\$690.68	0.5446%	\$360.67	\$7,674.02	3.863%	\$8,664.99	(\$990.97)	-11%
Seaside Heights	10%	\$6,622.67	3.8705%	\$2,563.30	2.0749%	\$1,374.11	\$10,560.08	5.315%	\$11,424.16	(\$864.08)	-8%
South River	10%	\$6,622.67	8.7117%	\$5,769.47	4.4800%	\$2,966.93	\$15,359.06	7.731%	\$17,767.71	(\$2,408.65)	-14%
Sussex	10%	\$6,622.67	15.8181%	\$10,475.80	11.9205%	\$7,894.55	\$24,993.01	12.580%	\$28,964.76	(\$3,971.75)	-14%
Vineland	10%	\$6,622.67	33.4877%	\$22,177.79	50.7555%	\$33,613.68	\$62,414.14	31.414%	\$70,986.19	(\$8,572.05)	-12%
Total	100.000%	\$66,226.67	100.000%	\$66,226.67	100.00%	\$66,226.67	\$198,680.01	100.000%	\$225,530.00	(\$26,849.99)	-12%

	2019 kWh sales	Prorated
Butler	149,858,564	11.7285%
Lavallette	18,327,998	1.4344%
Madison	127,115,000	9.9485%
Milltown	34,512,113	2.7010%
Park Ridge	56,376,420	4.4122%
Pemberton	6,958,564	0.5446%
Seaside Heights	26,511,148	2.0749%
South River	57,242,000	4.4800%
Sussex	152,312,292	11.9205%
Vineland	648,520,753	50.7555%
Total	1,277,734,852	100.00%