

RESOLUTION NO. 2019- 57

A RESOLUTION AUTHORIZING THE PAYMENT OF AN INVOICE TO THE NEW JERSEY PUBLIC POWER AUTHORITY FOR 2019-2020 ANNUAL DUES AND ASSESSMENTS.

WHEREAS, the New Jersey Public Power Authority (NJPPA) has submitted to the Vineland Municipal Electric Utility an invoice in the amount of \$32,810.18, for the annual dues and assessments in support of the NJPPA 2019-2020 Budget adopted and approved January 24, 2019; and

WHEREAS, as a member of NJPPA, the Vineland Municipal Electric Utility derives benefits at FERC, PJM and other regulatory agencies to insure market conditions are favorable for the public power of New Jersey; and

WHEREAS, the NJPPA administers the New York Power Authority Hydro Contract, from which members derive approximately \$1 Million of savings annually from that contract; and

WHEREAS, the payment of this invoice may be processed in accordance with N.J.S.A. 40A:11-5(2);

NOW, THEREFORE, BE IT RESOLVED by the Council of the City of Vineland:

1. THAT the payment of invoice to the New Jersey Public Power Authority for said annual dues and assessments, in the amount of \$32,810.18 is hereby authorized.

Adopted:

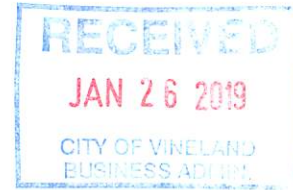
President of Council

ATTEST:

City Clerk


MEMORANDUM

January 25, 2019



TO: ROBERT E. DICKENSON, JR.
BUSINESS ADMINISTRATOR

FROM: JOHN LILLIE
DIRECTOR OF MUNICIPAL UTILITIES



SUBJECT: NEW JERSEY PUBLIC POWER AUTHORITY
ANNUAL DUES AND ASSESSMENTS

Attached is an Invoice for Dues and Assessments for 2019 in support of the New Jersey Public Power Authority (NJPPA) 2019-2020 Budget adopted and approved January 24, 2019. The amount of \$32,810.18 exceeds the current bidding thresholds. Therefore, I am requesting a City Council Resolution approving dues and assessments for NJPPA and approval to pay this annual bill.

Thank you for your cooperation in this matter.

JL:djb

Attachment

Make Check Payable To:
New Jersey Public Power Authority
c/o Jim Lampmann, Treasurer
Borough of Butler
Butler, NJ 07405

John Lillie
 Director of Electric Utility
 City of Vineland Electric Utility
 640 E. Wood Street
 Vineland, New Jersey 08360

Date: 01/25/19

Due Date: 2/25/19

Dues and Assessments
 in support of the NJPPA
 2019-2020 budget adopted and
 approved January 24, 2019

\$32,810.18

Amount due for services as per statement attached.

CLAIMANT'S CERTIFICATION AND DECLARATION

I do solemnly declare and certify under the penalties of the law that the within bill is correct in all its particulars; that the articles have been furnished or services rendered as stated therein; that no bonus has been given or received by any person or persons with the knowledge of this claimant in connection with the above claim, that the amount therein stated is justly due and owing; and that the amount is a reasonable one.

Date: 01/25/19



Executive Director


| | |
|----------------------------------|--|
| Approved by: | |
| | |
| | |
| | |
| ACCOUNT OR APPROPRIATION CHARGED | |
| | |
| | |
| | |
| | |

Bill Received and Checked.

(Date)

Signature

OFFICER'S OR EMPLOYERS CERTIFICATION
 Having knowledge of the facts in the course of regular procedures, I certify that the materials and supplies have been received or the services rendered; said certification is based on delivery slips acknowledged by a municipal official or employee or other reasonable procedures.


 Signature

Director VMU
 Title or Position

NJPPA Assessments 2019-2020

Date Finalized: 9/17/2018
 Adopted: 1/24/2019

Total Budget
\$183,150.00

| | 2017 kWh Sold | General Membership | EMS Proportionate Share | Energy Management Services | PP Equal Share | Power Procurement | 2019-2020 Assessments | Percent of Total | 2018-2019 Assessments | Percent of Change |
|-----------------|------------------|--------------------|-------------------------|----------------------------|-----------------|--------------------|-----------------------|------------------|-----------------------|-------------------|
| | | \$50,000.00 | | \$93,150.00 | | \$40,000.00 | | | | |
| Butler | 13.5527% | \$6,776.36 | 21.6879% | \$20,202.27 | 11.1111% | \$4,444.44 | \$31,423.07 | 17.16% | \$28,021.37 | 11% |
| Lavallette | 1.4853% | \$742.65 | 8.4866% | \$7,905.23 | 11.1111% | \$4,444.44 | \$13,092.32 | 7.15% | \$11,305.00 | 14% |
| Madison | 10.8231% | \$5,411.57 | 19.2362% | \$17,918.53 | 11.1111% | \$4,444.44 | \$27,774.54 | 15.16% | \$21,586.31 | 22% |
| Milltown | 3.9762% | \$1,988.09 | 8.4866% | \$7,905.23 | 11.1111% | \$4,444.44 | \$14,337.76 | 7.83% | \$11,962.10 | 17% |
| Park Ridge | 5.3916% | \$2,695.82 | 14.8515% | \$13,834.16 | 11.1111% | \$4,444.44 | \$20,974.42 | 11.45% | \$13,677.29 | 35% |
| Pemberton | 0.6144% | \$307.19 | 3.0646% | \$2,854.67 | 11.1111% | \$4,444.44 | \$7,606.30 | 4.15% | \$8,543.23 | -12% |
| Seaside Heights | 2.3936% | \$1,196.78 | 8.4866% | \$7,905.23 | 11.1111% | \$4,444.44 | \$13,546.45 | 7.40% | \$11,337.04 | 16% |
| South River | 5.0317% | \$2,515.84 | 15.7001% | \$14,624.68 | 11.1111% | \$4,444.44 | \$21,584.96 | 11.79% | \$18,128.14 | 16% |
| Vineland | 56.7314% | \$28,365.70 | 0.0000% | \$0.00 | 11.1111% | \$4,444.48 | \$32,810.18 | 17.91% | \$73,939.51 | -125% |
| Total | 100.0000% | \$50,000.00 | 100.000% | \$93,150.00 | 100.000% | \$40,000.00 | \$183,150.00 | 100.00% | \$198,500.00 | -8% |

| | 2017 kWh Sold | Prorated |
|-----------------|----------------------|----------------|
| Butler | 151,582,205 | 13.5527% |
| Lavallette | 16,612,571 | 1.4853% |
| Madison | 121,053,000 | 10.8231% |
| Milltown | 44,472,200 | 3.9762% |
| Park Ridge | 60,303,625 | 5.3916% |
| Pemberton | 6,871,518 | 0.6144% |
| Seaside Heights | 26,771,092 | 2.3936% |
| South River | 56,277,519 | 5.0317% |
| Vineland | 634,520,127 | 56.7314% |
| Total | 1,118,463,857 | 100.00% |

| | PRIOR ENERGY MGMT SRVC FEES | | |
|-----------------|-----------------------------|----------------------|----------------|
| | Monthly | Annual | % |
| Butler | \$ 4,600.00 | \$ 55,200.00 | 21.6879% |
| Lavallette | \$ 1,800.00 | \$ 21,600.00 | 8.4866% |
| Madison | \$ 4,080.00 | \$ 48,960.00 | 19.2362% |
| Milltown | \$ 1,800.00 | \$ 21,600.00 | 8.4866% |
| Park Ridge | \$ 3,150.00 | \$ 37,800.00 | 14.8515% |
| Pemberton | \$ 650.00 | \$ 7,800.00 | 3.0646% |
| Seaside Heights | \$ 1,800.00 | \$ 21,600.00 | 8.4866% |
| South River | \$ 3,330.00 | \$ 39,960.00 | 15.7001% |
| Vineland | \$ - | \$ - | 0.0000% |
| Total | \$ 21,210.00 | \$ 254,520.00 | 100.00% |